

Product introduction of super bright double side hanging display

Features:

High quality, high resolution.



43- and 55-inch single/dual-sided.



Simple and intuitive Content Management System.



350 - 1000 nits brightness depending on panel environment.

Vertical or Landscape orientation in a multitude of mounting options.

Wi-Fi connectivity for secure remote access and operation,
from desktop or mobile device.

Super bright LCD device and solution provider

Hanging Double-Sided Window Displays



Hanging Double-Sided Window Displays



Hanging Double-Sided Window Displays




Double Sided Window Display



Grab the attention of onlookers with the outward facing, sunlight readable screen. Once your customers are inside the building you can then use the inward facing display to reinforce your message further.

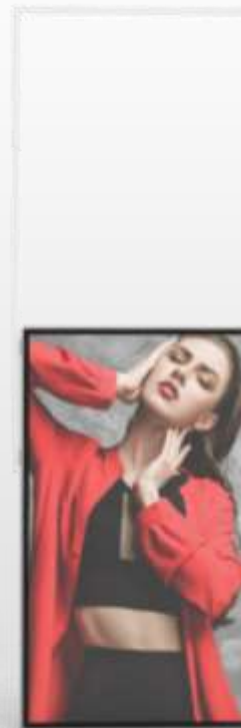

High quality and nice looking

aluminium frame made by the high-precision mould. 80% of the body made by aluminium alloy, light your display but ensure the quality.




Window Displays (700+3000cd/m²)

Brightness is paramount when using outward facing screens, these displays use commercial grade high brightness panels (3000cd/m²); more than ten times the brightness of a standard home TV to allow easy readability in window displays.



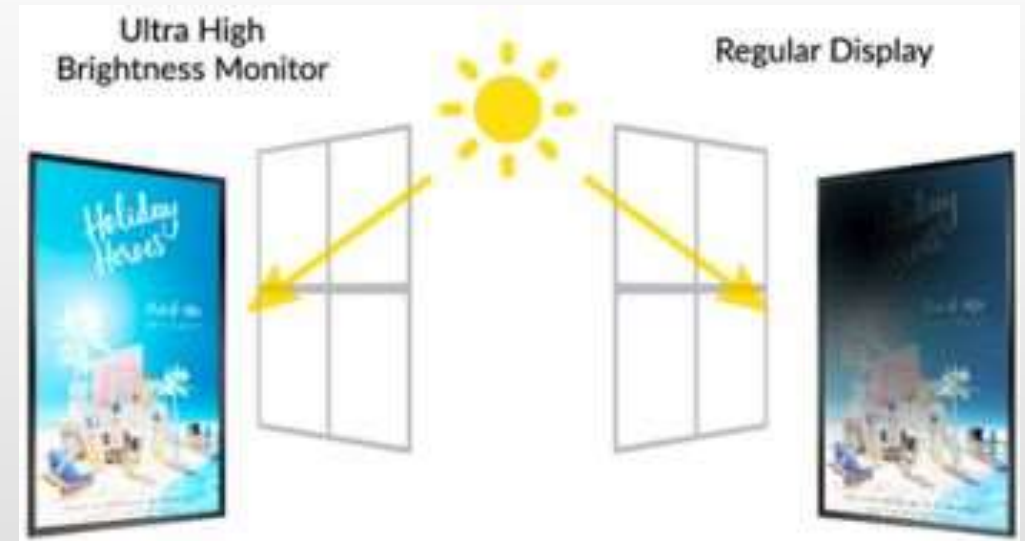
3000cd/m²



700cd/m²

Ultra Resistant Blackening Defect (up to 105°C)


LCD panels exposed to direct sunlight suffer from temporary blackening defect. These displays use a special high brightness panel that can withstand surface temperatures up to 105°C with no blackening defect occurring.



Plug and Play


Plug and play is the most straightforward way to upload content to the screen.

Simply load images and videos on a USB stick, insert into the display, wait for your content to copy over and then remove. Your images and videos will now play in a continuous loop.



24/7 Commercial Grade

These displays use a commercial grade LCD panel and LED backlight. They have the ability to be in constant use 24/7 for over 50,000 hours; a true commercial grade solution.



Wide Viewing Angle

Thanks to the IPS technology these displays provide fantastic image quality with a remarkable viewing angle of 178 degree in portrait orientation.

178° Wide Perspective





Integrated Ceiling Mount

The screen comes with an integrated wire hanging mounting solution so no additional ceiling mount is required. You can even hide unsightly power and data cables in the cover tubes provided.



Temperature Control System



Integrated two system Media Player

There is an integrated two system media player inside the screen allowing you to upgrade to a network version without needing any additional hardware.

You can also install third party Android apps if required.



Android

Windows 10